




Vocabulary

	winter	cold
	ice	icy
	frost	frosty
	season	sledging
	Sparkly	Chilly
	Numbing	Leafless
	blustery	Slushy



Aspiration and significant people

Roald Amundsen: First to Reach the South Pole

Sir Edmund Hillary: First to Summit Mt. Everest

I want to be an **explorer**.

LOVE GOD, LOVE OTHER LET YOUR LIGHT SHINE

Famous Quote: *It is not the mountain we conquer but ourselves.*

Sir Edmund Hillary





Book List



Snowy Day- Mick Manning

The Snowy Day- Ezra Jack Keats



Outdoor learning

Literacy: Provide a tray of salt and glitter along with some mark makers and a selection of letters, encourage the children to write the letter and say the sound and name. Place a child safe mirror under the salt for an even more wintery effect.

UW: Make ice balloons or freeze trays of water for the children to explore using magnifying glasses. What happens over time to the ice?

Parental Engagement

Create a winter wonderland using a range of materials. You could use twigs for trees. Why not create a winter mobile with some snowflakes?

Enrichment

School: A winter walk: what signs of winter do we see?

Family: Visit the Snowdome in Tamworth

Silverblades (Cannock)

Explore winter in your local park

Personal, Social and Emotional Development

- Show an understanding of their own feelings and those of others, and begin to regulate their behaviour accordingly;
- Set and work towards simple goals, being able to wait for what they want and control their immediate impulses when appropriate; Responding appropriately even when engaged in activity, and show an ability to follow instructions involving several ideas or actions.
- Be confident to try new activities and show independence, resilience and perseverance
- Explain the reasons for rules,
- Manage their own basic hygiene and personal needs
- Work and play cooperatively and take turns with others;
- Form positive attachments to adults and friendships with peers;
- Show sensitivity to their own and to others' needs.

Cool Communication and Language

- ELG:** -Listen attentively and respond to what they hear with relevant questions, comments and actions when being read to and during whole class discussions and small group interactions;
- Make comments about what they have heard and ask questions to clarify their understanding;
 - Listen attentively and respond to what they hear with relevant questions, comments and actions when being read to and during whole class discussions and small group interactions;
 - Make comments about what they have heard and ask questions to clarify their understanding;
- Hold conversation when engaged in back-and-forth exchanges with their teacher and peers.

Physical Development

- Negotiate space and obstacles safely, with consideration for themselves and others;
- Demonstrate strength, balance and coordination when playing;
- Move energetically, such as running, jumping, dancing, hopping, skipping and climbing.
- Hold a pencil effectively in preparation for fluent writing
- Use a range of small tools, including scissors, paint brushes and cutlery
- Begin to show accuracy and care when drawing

Lovely Literacy

- retell stories and narratives using their own words and recently introduced vocabulary;
- Use new vocabulary during discussions about stories, non-fiction, rhymes and poems and during role-play.
- Say a sound for each letter in the alphabet and at least 10 digraphs;
- Read words consistent with their phonic knowledge by sound-blending;
- Read aloud simple sentences and books that are consistent with their phonic knowledge, including some common exception words.
- Write recognisable letters, most of which are correctly formed;
- Spell words by identifying sounds in them and representing the sounds with a letter or letters;
- Write simple phrases and sentences that can be read by others.



Marvellous Mathematics

- Have a deep understanding of number to 10, including the composition of each number;
 - Subitize up to 5;
 - Automatically recall number bonds up to 5 (including subtraction facts) and some number bonds to 10, including double facts.
 - Verbally count beyond 20, recognising the pattern of the counting system;
 - Compare quantities up to 10 in different contexts and be able to compare them
- Explore and represent patterns within numbers up to 10, including evens and odds, double facts and how quantities can be distributed equally.

Understanding the World

- Describe their immediate environment using knowledge from observation, discussion, stories, non-fiction texts and maps;
 - Know some similarities and differences between different religious and cultural communities in this country, drawing on their experiences and what has been read in class;
 - Know some similarities and differences between things in the past and now,
 - Explore the natural world around them, making observations and drawing pictures of animals and plants;
 - Know some similarities and differences between the natural world around them and contrasting environments, drawing on their experiences and what has been read in class;
- Understand some important processes and changes in the natural world around them, including the seasons and changing states of matter.

EYFS and British values wheel



Expressive Arts

- Safely use and explore a variety of materials, tools and techniques, experimenting with colour, design, texture, form and function;
- Share their creations, explaining the process they have used;
- Make use of props and materials when role-playing characters in narratives and stories.
- Invent, adapt and recount narratives and stories with peers and their teacher

Personal, Social and Emotional Development

Encourage children to talk about different feelings and emotions by creating different snowmen faces on circles of white paper. These Photo Display Cards could be used to prompt the children to create their snowmen faces.

Place some soft toys or dolls into the tray along with winter clothes. Encourage the children to help the toys get dressed for a winter's day by fastening zips, buttons and poppers.

Cool Communication and Language

- Use new vocabulary through the day to talk about winter and the different seasons.

- Use a **story S to share a story** with the children. Children to orally rehearse and adapt.

Describe activities and learning in detail.

Retell the story, once they have developed a deep familiarity with the text; some as exact repetition and some in their own words.

- Listen carefully to rhymes and songs, paying attention to how they sound
- Learn rhymes, poems and songs.
- Engage in non-fiction books.

Physical Development

-Fine motor skills – these **Snow Queen Stick Puppets** could be available in the creative area for children to cut out, colour and decorate.

-Explore making things in (artificial) snow using a variety of tools.

- Develop the foundations of a handwriting style which is fast, accurate and efficient. Practise letter formation in shaving foam.

(See PE separately)

Lovely Literacy

Encourage children to develop storylines in their pretend play by filling the tray with some artificial snow along with some ice cubes and these Winter Small World Characters. Provide some small world trees and houses for children to use and decorate with cotton wool snow.

Children to recite poetry and share their experiences of Winter.

Hide a selection of these Phoneme Snowflakes in the tray under a layer of artificial snow for the children to find and read. Can they say the sound for each phoneme they find?



Marvellous Mathematics

-Hide pairs of mittens or these patterned Mitten Cut-Outs in a tray of artificial snow. Encourage children to talk about and describe the patterns on the mittens as they match them together.

Line the tray with white paper or material and the pieces from this Build a Snowman 2D Shape Activity. Encourage children to talk about the shapes using informal and mathematical language as they build different snowmen.

Understanding the World

- Explore the natural world around them. Describe what they see, hear and feel whilst outside. Recognise some environments that are different to the one in which they live.

- Understand the effect of changing seasons on the natural world around them.

-Draw on comparisons from autumn and look at what items of clothing you would wear. Pack a suitcase for a winter holiday.

-Look at festivals and celebrations that take place during the winter season. Recognise that people have different beliefs and celebrate special times in different ways.

Oh no our snowman has melted! Compare how water changes in winter (states of matter). Water becomes snow and then melts.

Freeze some snowflake sequins inside ice cubes for the children to discover. Encourage the children to talk about the changes they notice and as the ice melts.

Explore animals that live in cold areas (penguins, polar bears)

Characteristics of effective Learning

Playing and exploring

Active learning

Creating and thinking critically



Expressive Arts

Make some Sparkly Snow Cloud Dough and encourage children to develop their small motor skills by using their hands or simple tools to shape and mould the dough to make snowmen, snowballs or snowflakes.

Create a snow globe using a bottle.



Winter Animals

Polar bears
Look snowy white
Arctic hares
Hop out of sight
Sweet baby seals
Change as they grow
Snowy owls fly
High and low
How do they all
Stay snug and warm
In snow and ice
And freezing storm?



Winter

The birds are gone
The world is white
The winds are wild
They chill and bite
The ground is thick
With slush and sleet
And I can barely
Feel my feet!

Falling Snow

See the pretty snowflakes
Falling from the sky
On the wall and housetops
Soft and thick they lie
On the window ledges
On the branches bare
Now how fast they gather
Filling all the air
Look into the garden
Where the grass was green
Covered by the snowflakes
Not a blade is seen
Now the bare black bushes
All look soft and white
Every twig is laden
What a pretty sight



I love Winter

I love Winter
It's snow with sleds
It's warm snuggly beds
It's silver snowflakes
It's skating on lakes
It's snowmen that stand
On white snowy land
It's robins that feed
On sunflower seed
It's angels that pose
In wintertime clothes
It's a polka dot sky
It's sowing that's why
I love Winter