



September




September was the beginning of our Blue Coat Forest School adventure. The first thing we needed to do was establish a set of rules that would keep everyone safe and enhance the Forest School experience.

Here are our Forest School rules:

- Walk around the fire circle (not through it)
- Only enter the fire circle if you are invited to by Mrs. Dunbar
- Stay in the pink ribbons
- Always walk in the forest and look where you are going
- Keep fingers away from mouths and eyes



Setting up the forest area was the next challenge. Mrs. Dunbar sourced lots of logs so we could make a seated circle for everyone to sit around. We then set up a fire pit so that this circle became our Fire Circle.



The pebbles we collected in the forest were great for making patterns and pictures.



We spent time exploring the forest area. If we found anything interesting we added them to the weaving frame..

The children were taught the correct way to drag a stick that was longer than their arm.



A Year of Forest School

October



October brought a wonderful array of colours to the forest. We had fun matching the colours to our colour charts.




We made our own Autumn crowns, using the most colourful leaves we could find on the forest floor.



The oldest Beech tree in our forest became a fabulous gallery for all our autumn pictures.



A little rain didn't stop our enjoyment in Forest School. Mrs. Dunbar put up a shelter. We enjoyed sheltering under it and pushing all the fallen leaves off the top of it!



A Year of Forest School

November



The forest really changed in November and all the children noticed the different colours that were emerging. A walk up to the top of our 'hill' meant that we could enjoy all the beautiful Autumn colours.



We made beautiful pictures on the forest floor using the different coloured leaves we could find.



Year One learnt about the need to feed our wildlife in the winter months and made food for the birds that visit our forest.



Year Two had been reading the story of Stickman by Julia Donaldson. We read the story in the forest and enjoyed a visit from Stickman himself! We also enjoyed making our own Stickmen.



Reception celebrated Bonfire Night by having a fire! We learnt about how to keep safe around fire and the important words 'Stop, drop and roll'. Our sparklers were made from twigs we found in the forest. Mrs. Ingram came to our bonfire too!



A Year of Forest School

December



December came and so did the snow. The forest changed a lot and we enjoyed making footprints with our wellies in the fresh snow.



Our Christmas challenge was to make a tree using twigs. We had to make sure the twigs were different lengths so it looked like a proper Christmas tree. Once we were back in the classroom, we added glitter so that we didn't leave any mess on the forest floor.



During the cold December month, we learnt about how some animals hibernate for the winter. In the forest, we made some homes for our toy animals like Harry the Hedgehog.



This is our real Christmas Tree complete with real snow!

A Year of Forest School


January



Great excitement in the forest! Year Two found a Dinosaur Egg! It was far too cold for the egg so the children set about making a special nest for it.



A couple of weeks later, we found a note thanking us for looking after the egg.



Meanwhile, Year One were learning about the Wild Things! They learnt how to put up dens and how to use mallets safely.



We made our own Wild Things using clay and natural materials we found in the forest.



A Year of Forest School

February



Time for a change in the forest. Mrs. Dunbar and Mrs. Ingram cleared lots of overgrown foliage so that we could install our mud kitchen. They made the fire circle bigger too and found some lovely new logs for everyone to sit on.



Reception took part in the RSPB Big Bird Watch. We spotted lots of magpies and wood pigeons!



The children enjoyed making good use of the Mud Kitchen and all the new resources we had in the forest.



In Year One, we continued the Wild Thing theme by holding a 'Wild Thing Rumpus!' We made our own instruments and played round the fire.



Year Two made their own dinosaurs using natural materials from the forest.

A Year of Forest School

March



It was a cold March this year and we enjoyed making dens to shelter under. We had a really good go at tying knots too - they are very useful when putting up shelters.



The children loved trekking through the snow and found a long stick can really help you not to slip!



Year Two really got to know their trees!



Reception enjoyed an Easter Egg hunt and decorated some Easter trees.



Godly Play in the forest allowed the children time to reflect on the crucifixion and resurrection.





A Year of Forest School

April



April brought new life to the forest and the start of the beautiful bluebells. We spent time exploring the signs of spring and made pictures and sculptures of what we could see.



April also saw the start of an exciting new project in the forest. Our very own Bug Hotel! Mrs. Dunbar and Mr. Highfield found some old pallets and the children searched the forest for materials the bugs might like to hide in. An exciting new addition!



A Year of Forest School

May



The beautiful Blue Coat Bluebells continued to bloom throughout May leaving the forest floor awash with a sea of blue flowers.



Year One learnt how to use a palm drill safely so they could drill holes in to dead wood. These made great ladybird homes for our bug hotel.




In Year Two we were learning all about fire and fire safety. We lit little fairy fires using a steel and flint. There were lots of smiles when the fires were successfully lit!



In Reception, we had the challenge of making a bug bed for the bug hotel. How could we fit all the sticks in our tube without them all falling out the other end?

The bug hotel continued to grow!



A Year of Forest School

June



It was Castle building time in the forest but not big castles, fairy castles. Overnight we even had some fairies move in!



Reception went on a Gruffalo hunt. They searched for the characters from the story and then recorded where they had found them.



We all love the challenge of tying a knot in Forest School and Year Two certainly rose to the challenge. Clove hitch knots proved a little tricky at first but with a little persistence we mastered it!



A Year of Forest School

July



July was a very hot month but we escaped the heat by sheltering in the cool shade of our wonderful beech trees.



Nursery came to Forest School. The children enjoyed finding different kinds of leaves to make their summer leaf crowns.

The forest was awash with different shades of green. We explored the different leaves and made 'leaf kebabs'.

Year Two continued to use their skills to put up dens to help us shelter from the July heat.

In Year One, we were challenged to make the tallest tower we could!



Being able to tie knots meant we could make our own picture frame. We used it to show how Forest School made us feel.

