

Key Vocabulary

Word	Meaning
plant	to put or set in the ground to grow
seed	a plant structure (as a spore or small dry fruit) capable of producing a new plant
bulb	an underground resting stage of a plant (as an onion or tulip)
healthy	being in good health
reproduce	to produce new individuals of the same kind
germination	to begin to grow : <u>sprout</u>
disperse	to cause to become spread widely : <u>scatter</u>
transparent	fine or sheer enough to be seen through
fruit	an edible part of a plant, usually fleshy and containing seeds
digested	to process food in the body
conditions	circumstances that affect the situation



Growing Plants



Knowledge

Lots of plants grow from seeds, like sunflowers and poppies!



All seeds have the potential to grow into a plant. It is almost impossible to tell which plant a seed will grow into just by looking at it because lots of them look very similar.

Different seeds need to be planted at different times of the year. They also need to be planted in different places.

Plants can also grow from bulbs! A bulb contains everything a plant needs to grow.

When plants grow in the ground it is hard to see the roots growing. We are going to plant a bulb in a transparent con-

FUN FACTS: Seeds are eaten by lots of people.



Mr Bloom

is a gardener who helps children to get involved and inspired by nature. Each episode sees a small group of children visiting his allotment and interacting with puppet vegetables.

Pumpkin Seeds
Delicious to eat and great fun to carve!
These pumpkins will grow to be 1-2kg!

Sow indoors

When?
March, April, May

Where?
Plant your seeds in small pots of moist compost.

How?
Sow one seed edgewise in each pot of compost. Place the pots in a tray and cover them with a transparent lid. The seedlings will appear in 7-21 days.

Care
Remove the cover when the seedlings appear. When there are 5-6 leaves put them outside. After a few days plant them in the ground 90cm apart.

Harvest
The pumpkins will be ready between September and November. Harvest them before the first frost.

Sow: March to May

Harvest: Sep to Nov

Grow: small pots of moist compost

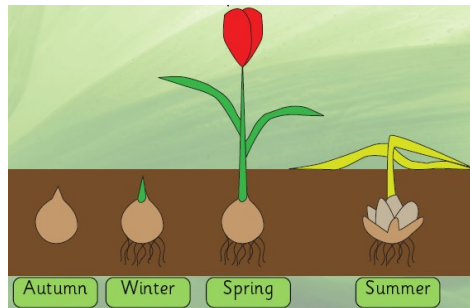
Useful links:

Seeds and dispersal

<https://vimeo.com/218127343>

Learning Outcomes

- ◇ Observe and describe how seeds and bulbs grow into mature plants
- ◇ Find out and describe how plants need water, light and a suitable temperature to grow and stay healthy.
- ◇ describe what plants need to survive.
- ◇ describe how seeds and bulbs grow into plants.
- ◇ describe what a plant needs to grow and stay healthy.



How Seeds Travel

<p>by the wind</p> milkweed dandelion maple	<p>by animals</p> beggar-ticks sandbur blackberry	<p>by water</p> lotus cattail coconut	<p>by bursting</p> violet jewelweed witch hazel	<p>by humans</p> bean wheat cherry
----------------------------------------------------------	----------------------------------------------------------------	----------------------------------------------------	--------------------------------------------------------------	-------------------------------------------------